

Scaled data based on original data using
LM-79-08 Approved Method: Electrical and Photometric Measurements of Solid-
State Lighting Products

Test Report Prepared for
Cooper Lighting Solutions
(formerly Eaton)

Brand: McGRAW-EDISON

Report Number: P191189

Luminaire Tested: **GLEON-AF-01-LED-E1-SL4-600-HSS**

Issue Date: 3/3/2020

Test Information

Test Method: LM-79-08
Report Number: P191189
TEST IS SCALED FROM IESNA LM-79-08 TEST DATA (P24301)
Test Lab: INNOVATION CENTER P2
Issue Date: 3/3/2020
Manufacturer: COOPER LIGHTING SOLUTIONS (FORMERLY EATON)
Product Line: MCGRAW-EDISON
Catalog Number: GLEON-AF-01-LED-E1-SL4-600-HSS
Description: GALLEON AREA AND ROADWAY LUMINAIRE
(1) 70 CRI, 4000K, 615mA LIGHTSQUARE WITH 16 LEDS EACH AND TYPE IV SPILL
LIGHT ELIMINATOR OPTICS WITH HOUSE SIDE SHIELD
Light Source: -
Ballast/Driver: ELECTRONIC DRIVER

Summary

Lumens per Lamp: N/A
Luminaire Lumens: 3409.5 lumens
Efficiency: N/A
Efficacy: 100.3 lumens/watt
Luminous Opening: Rectangular (W 0.5' x L: 0.5' x H: 0')
IES Classification: Type IV - Short - Semi-Cutoff
BUG Rating: B0 - U0 - G1

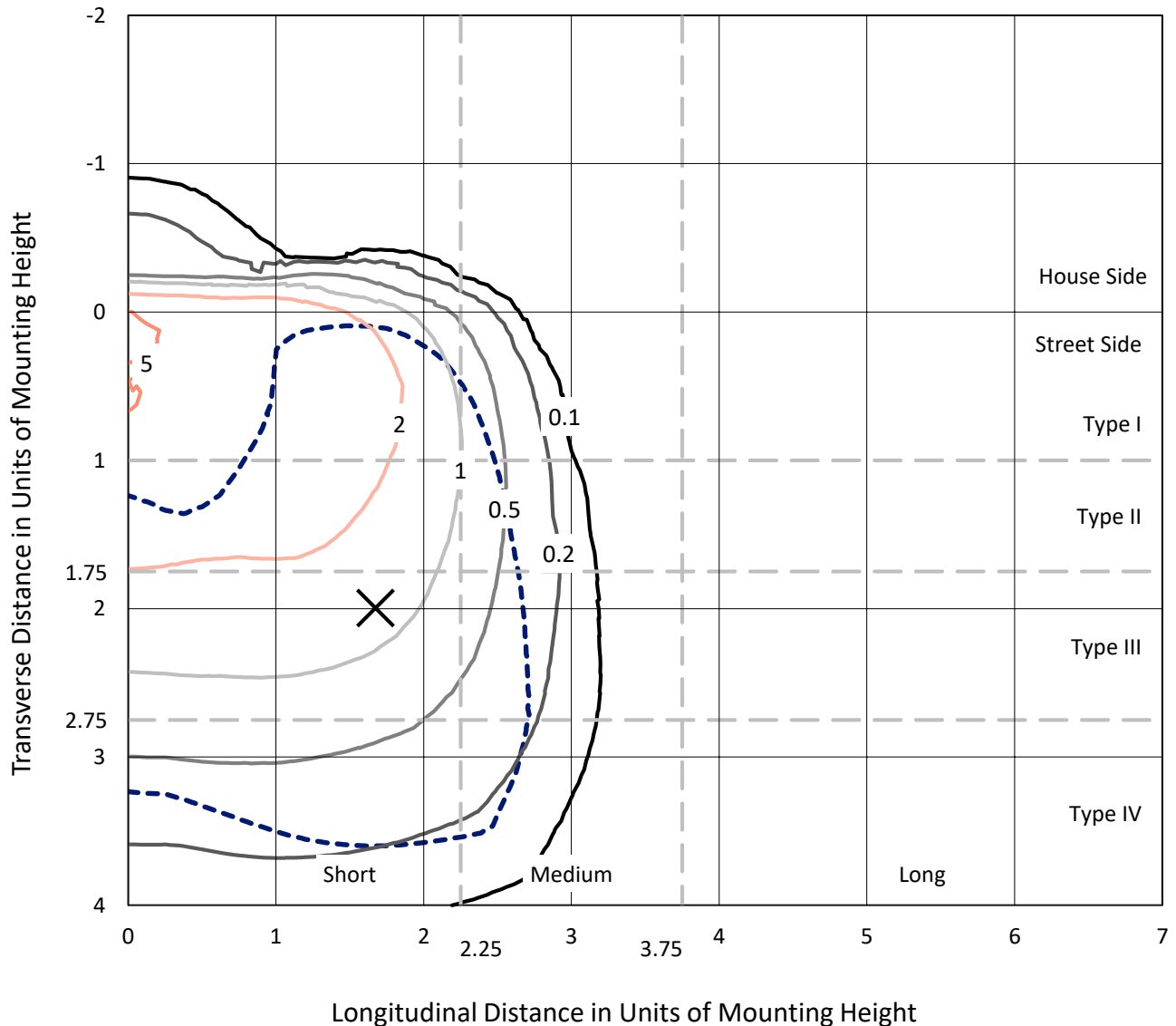
Input Watts (W): 34
Input Voltage (V): NR
Input Current (Ain): NR
Voltage Rise (V): NR
Power Factor: NR
Total Harmonic Distortion (THDi): NR
Frequency (hertz): 60
Stabilization Time: NR
Operation Time: NR
Ambient Temperature (°C): NR
Test Distance: 25 FT



REPORT NUMBER: P191189
 CATALOG NUMBER: GLEON-AF-01-LED-E1-SL4-600-HSS

Iso-Footcandle Lines of Horizontal Illumination

✕ Max cd
 - - - 1/2 Max cd

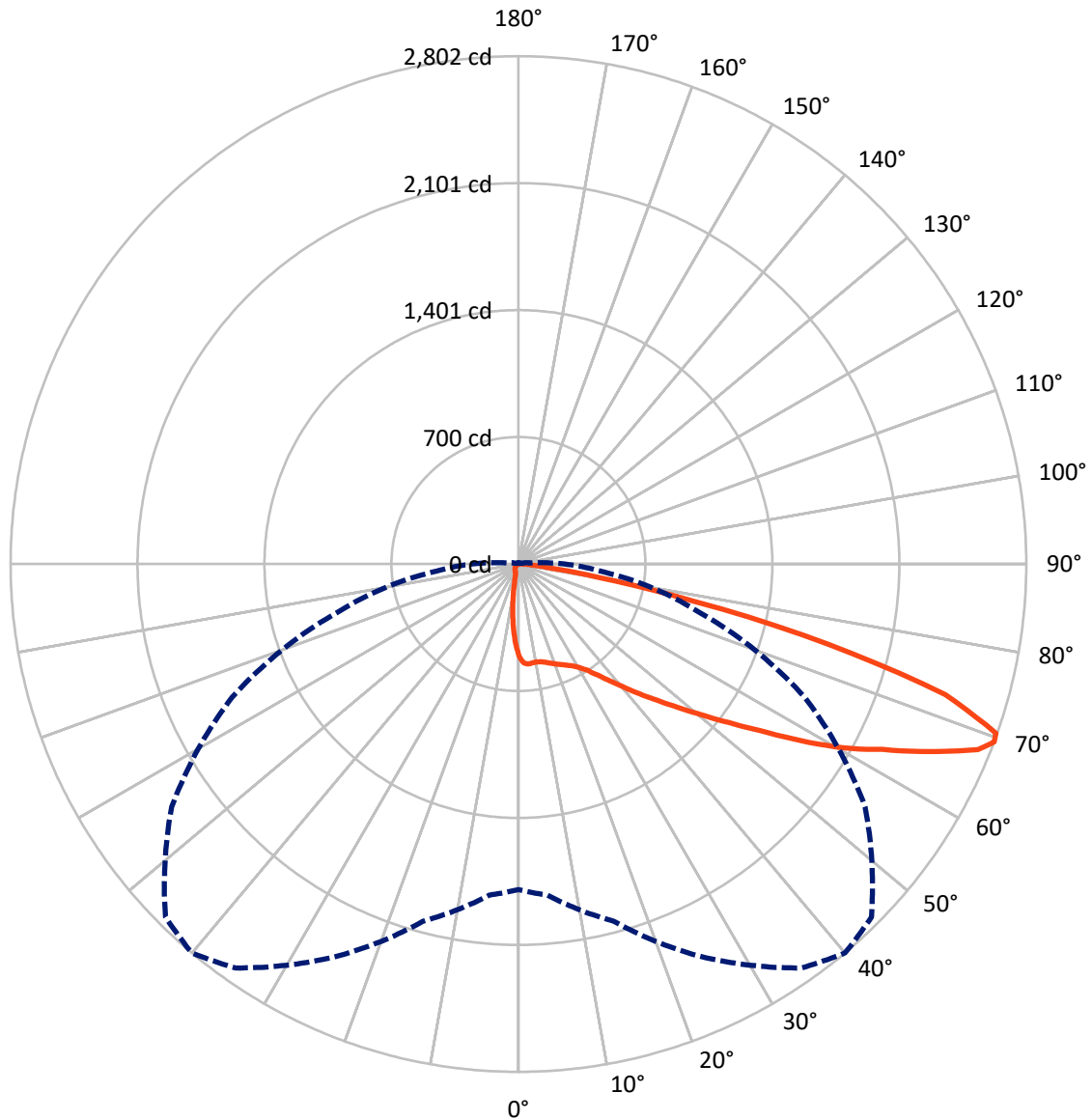


Based on 10 foot mounting height. Maximum calculated value = 5.6 fc
 Type IV - Short - Semi-Cutoff

REPORT NUMBER: P191189

CATALOG NUMBER: GLEON-AF-01-LED-E1-SL4-600-HSS

Luminous Intensity Polar Plot



— Vertical Plane Through 40-Deg Lateral - - - Horizontal Cone Through 69-Deg Vertical

REPORT NUMBER: P191189

CATALOG NUMBER: GLEON-AF-01-LED-E1-SL4-600-HSS

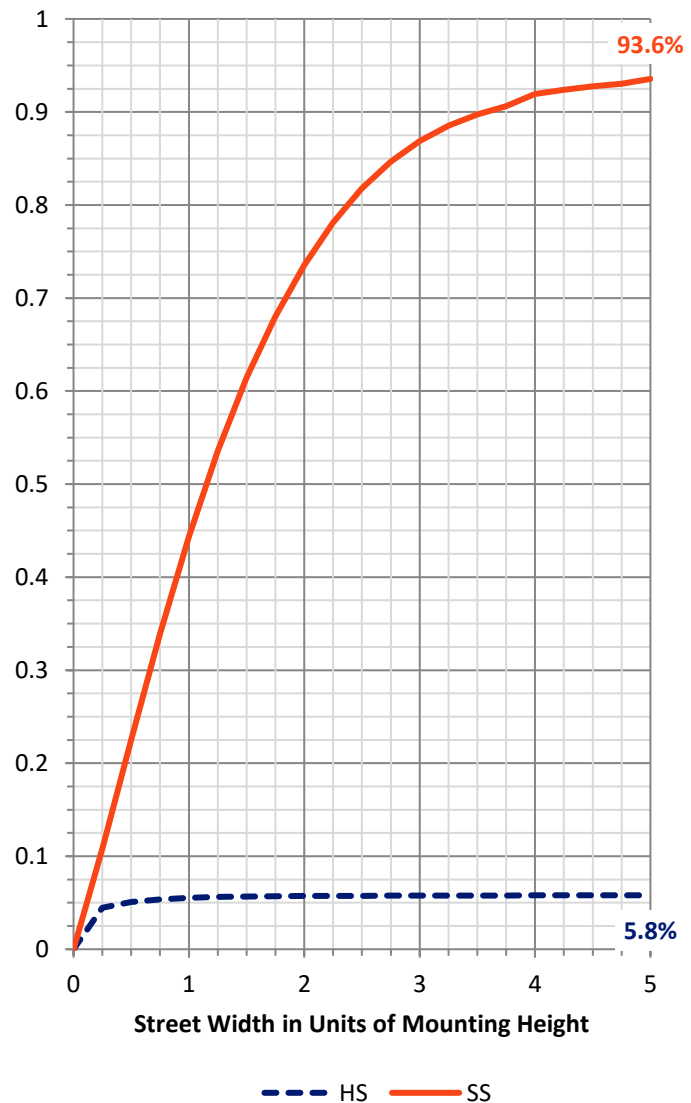
FLUX DISTRIBUTION:

		Downward	Upward	Total
House Side	Lumens	199.5	0.0	199.5
	% Fixture	5.9	0.0	5.9
Street Side	Lumens	3210.0	0.0	3210.0
	% Fixture	94.1	0.0	94.1
Total	Lumens	3409.5	0.0	3409.5
	% Fixture	100.0	0.0	100.0

Coefficient of Utilization

ZONAL LUMENS:

Zone	Lumens	% Fixture
0°-10°	41.3	1.2
10°-20°	101.6	3.0
20°-30°	171.1	5.0
30°-40°	280.1	8.2
40°-50°	484.9	14.2
50°-60°	763.8	22.4
60°-70°	997.5	29.3
70°-80°	513.8	15.1
80°-90°	55.6	1.6
90°-100°	0.0	0.0
100°-110°	0.0	0.0
110°-120°	0.0	0.0
120°-130°	0.0	0.0
130°-140°	0.0	0.0
140°-150°	0.0	0.0
150°-160°	0.0	0.0
160°-170°	0.0	0.0
170°-180°	0.0	0.0
0°-90°	3409.5	100.0
0°-180°	3409.5	100.0



REPORT NUMBER: P191189

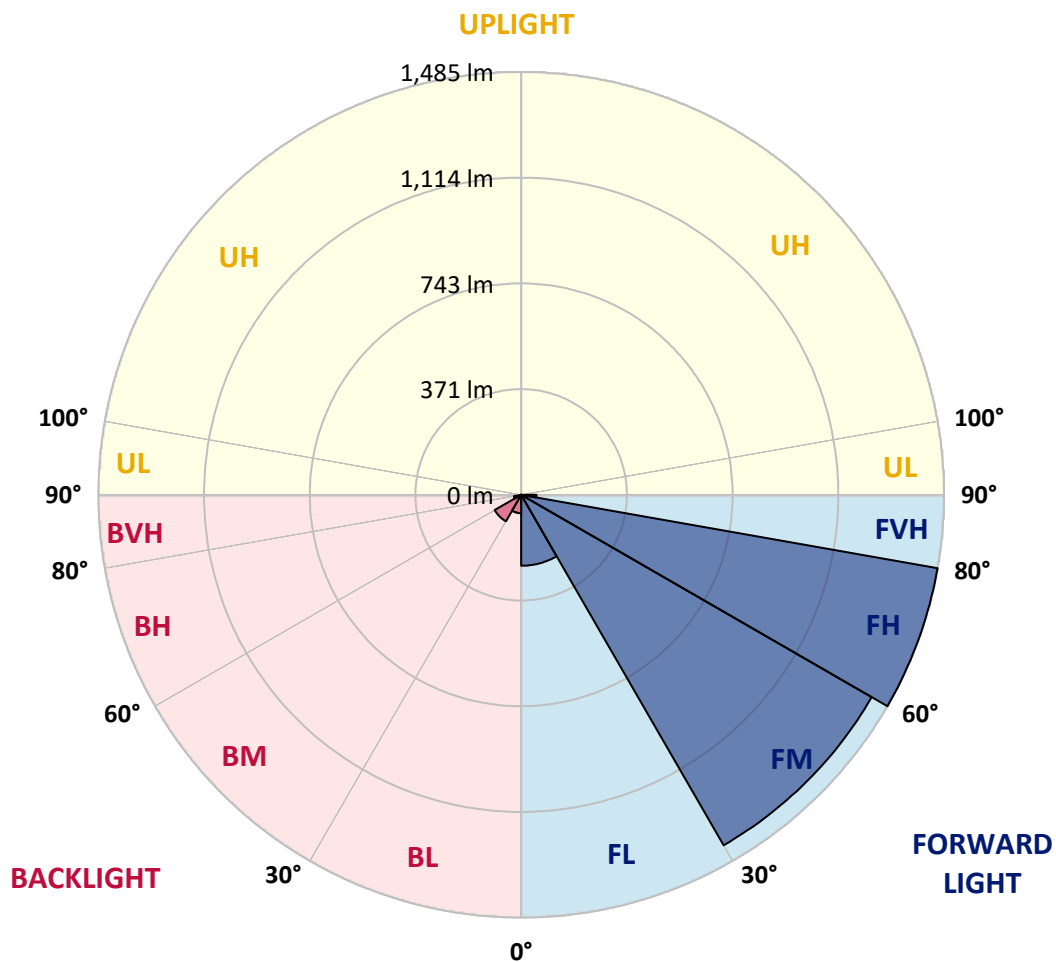
CATALOG NUMBER: GLEON-AF-01-LED-E1-SL4-600-HSS

LUMINAIRE CLASSIFICATION SYSTEM LUMEN TABLE AND BUG RATING:

Zone		Lumens	% Fixture	Zone Rating/Lumen Limit		
				B	U	G
FL	(0°-30°)	249.3	7.3			
FM	(30°-60°)	1421.5	41.7			
FH	(60°-80°)	1485.3	43.6			G1/1800
FVH	(80°-90°)	53.8	1.6			G1/100
BL	(0°-30°)	64.6	1.9	B0/110		
BM	(30°-60°)	107.2	3.1	B0/220		
BH	(60°-80°)	25.9	0.8	B0/110		G0/110
BVH	(80°-90°)	1.8	0.1			G0/10
UL	(90°-100°)	0.0	0.0		U0/0	
UH	(100°-180°)	0.0	0.0		U0/0	

BUG Rating: B0-U0-G1

Type IV Short





REPORT NUMBER: P191189

CATALOG NUMBER: GLEON-AF-01-LED-E1-SL4-600-HSS

CANDELA DISTRIBUTION (FULL):

	0°	5°	15°	25°	35°	40°	45°	55°	65°	75°	85°
0°	509.4	509.4	509.4	509.4	509.4	509.4	509.4	509.4	509.4	509.4	509.4
2.5°	559.3	556.3	554.4	552.0	549.0	546.4	545.3	537.8	530.7	521.0	509.8
5°	569.7	568.7	565.4	562.1	558.5	554.4	552.2	543.3	533.2	518.9	499.4
7.5°	570.7	569.5	565.4	561.0	555.9	551.0	547.2	538.2	528.9	514.4	490.7
10°	569.1	567.6	564.6	559.8	553.4	548.8	544.9	536.4	528.5	515.5	489.1
12.5°	567.2	565.8	564.4	562.0	556.5	553.2	549.9	541.9	534.8	523.9	495.0
15°	569.1	568.2	569.9	568.9	565.8	562.9	559.8	552.4	545.9	536.8	505.7
17.5°	576.7	576.7	581.9	582.5	579.6	575.5	570.9	563.5	558.1	550.3	518.5
20°	594.8	594.2	600.7	601.9	595.1	588.7	581.9	573.0	568.7	563.7	531.1
22.5°	625.8	623.1	626.9	625.6	612.1	602.3	593.8	582.9	580.6	578.4	545.1
25°	666.2	664.6	667.3	655.3	631.4	618.2	608.0	595.7	595.7	597.9	561.0
27.5°	725.0	718.8	709.9	688.8	652.8	636.1	625.1	611.9	615.3	623.7	581.9
30°	785.0	778.3	757.8	725.4	679.0	661.4	648.7	634.8	642.9	658.2	609.9
32.5°	844.2	836.8	807.7	766.7	716.6	699.0	686.6	671.4	685.0	710.5	650.8
35°	901.7	895.0	861.5	813.2	766.5	751.9	740.5	727.3	744.8	780.5	708.7
37.5°	966.3	958.9	918.1	865.7	827.3	816.6	808.3	795.1	825.6	877.9	789.3
40°	1045.6	1033.2	978.2	926.1	897.4	892.3	886.7	884.9	932.1	1004.5	896.6
42.5°	1136.5	1116.2	1041.2	989.6	974.6	978.2	976.8	984.9	1065.5	1162.1	1027.3
45°	1227.4	1201.3	1111.1	1057.3	1059.4	1072.2	1080.0	1112.6	1232.5	1342.7	1168.0
47.5°	1304.6	1278.8	1178.3	1130.6	1155.0	1180.2	1201.7	1263.1	1404.2	1520.5	1277.4
50°	1370.5	1346.1	1249.5	1211.2	1266.0	1306.6	1341.5	1432.6	1588.8	1655.9	1354.1
52.5°	1424.5	1408.3	1323.4	1303.5	1392.8	1452.3	1503.4	1612.6	1752.4	1765.8	1413.7
55°	1477.0	1465.5	1402.8	1413.3	1541.8	1622.8	1687.5	1803.6	1893.3	1857.6	1471.0
57.5°	1537.5	1527.0	1493.3	1552.5	1737.6	1839.5	1910.2	1972.9	2017.3	1951.4	1524.9
60°	1599.2	1593.1	1594.0	1707.2	1962.5	2060.3	2099.3	2115.6	2139.1	2039.7	1528.0
62.5°	1658.1	1669.7	1709.0	1879.3	2177.9	2252.9	2272.6	2288.6	2261.0	2053.6	1411.7
65°	1757.7	1776.6	1870.6	2109.6	2414.7	2495.0	2515.3	2460.3	2280.3	1872.6	1148.3
67.5°	1806.4	1840.9	2008.6	2324.3	2644.4	2733.7	2726.2	2471.4	2046.3	1427.9	736.9
69°	1796.3	1833.0	2040.4	2390.1	2720.7	2801.7	2754.0	2334.9	1743.3	1034.4	452.3
70°	1756.1	1793.2	2024.0	2387.7	2730.5	2794.6	2702.4	2166.3	1474.0	756.4	282.9
72.5°	1466.5	1498.5	1796.9	2158.1	2515.3	2463.2	2260.8	1500.8	718.2	206.0	63.7
75°	902.8	920.6	1289.3	1625.8	1899.8	1765.8	1506.3	746.7	214.1	58.2	35.3
77.5°	476.9	485.1	705.8	958.3	1204.3	996.5	772.0	291.2	98.6	36.5	25.6
80°	281.9	288.0	380.1	438.1	521.2	435.4	308.7	178.8	70.6	22.9	22.7
82.5°	161.3	165.2	275.6	243.6	205.4	175.3	153.6	169.5	42.5	15.4	23.5
85°	59.2	60.0	155.1	185.3	122.1	72.6	76.3	140.5	11.4	9.7	18.5
87.5°	27.6	27.0	79.8	113.4	71.4	46.0	59.4	30.9	4.5	6.3	5.1
90°	0.0	0.0	0.0	0.0	0.0	0.0	0.0	0.0	0.0	0.0	0.0



REPORT NUMBER: P191189

CATALOG NUMBER: GLEON-AF-01-LED-E1-SL4-600-HSS

CANDELA DISTRIBUTION (continued):

	90°	95°	105°	115°	125°	135°	145°	155°	165°	175°	180°
0°	509.4	509.4	509.4	509.4	509.4	509.4	509.4	509.4	509.4	509.4	509.4
2.5°	503.3	495.8	482.2	468.2	454.0	443.0	432.3	423.7	420.9	415.6	416.0
5°	487.8	474.0	445.7	416.9	386.8	362.0	338.7	319.9	310.7	301.4	301.4
7.5°	474.4	454.4	410.0	363.0	314.6	273.7	237.0	209.4	194.3	182.1	181.9
10°	469.4	442.2	380.1	312.9	245.4	189.8	146.1	118.2	103.7	94.4	94.0
12.5°	471.7	437.9	357.2	266.7	181.9	121.9	84.6	66.6	60.5	57.6	57.6
15°	478.1	436.7	334.3	221.4	128.5	76.3	56.3	51.4	50.9	50.9	50.9
17.5°	486.1	437.1	310.7	177.4	87.5	54.6	48.5	47.9	48.3	48.3	48.3
20°	494.2	437.3	285.3	136.6	61.7	47.5	45.6	45.4	45.8	45.8	46.0
22.5°	504.1	438.3	259.9	102.1	50.9	44.8	43.5	43.5	43.7	43.7	43.5
25°	515.5	440.4	233.6	75.7	46.4	43.1	41.8	41.6	41.8	41.6	41.4
27.5°	529.7	443.2	204.2	59.2	44.4	41.2	40.2	40.2	40.0	39.8	39.6
30°	547.6	446.5	171.0	50.3	42.5	39.6	38.6	38.4	38.2	37.7	37.7
32.5°	574.7	453.6	138.4	45.6	40.2	37.3	36.5	36.5	36.1	35.7	35.5
35°	616.5	467.6	109.1	42.9	37.7	34.9	33.9	33.9	33.5	33.2	33.0
37.5°	674.4	488.9	84.8	40.2	35.3	32.2	31.3	31.1	30.7	30.3	30.1
40°	751.4	515.3	66.8	37.7	32.8	29.7	28.8	28.4	27.6	27.0	27.0
42.5°	847.9	545.3	54.2	35.1	30.1	27.2	26.6	26.0	24.6	23.9	23.7
45°	949.0	572.3	45.8	32.0	27.2	24.8	24.3	23.3	21.5	20.9	20.9
47.5°	1021.8	578.6	40.4	29.3	24.6	22.1	21.9	20.0	18.5	18.1	17.9
50°	1067.3	566.2	35.9	26.4	22.1	19.6	19.0	16.9	15.9	15.4	15.2
52.5°	1097.9	544.1	32.2	23.9	19.8	17.5	16.1	14.4	13.6	13.2	13.2
55°	1122.5	512.8	28.6	21.7	18.1	15.7	13.6	12.4	11.6	11.2	11.2
57.5°	1129.4	470.5	25.0	19.8	16.3	13.8	11.6	10.7	9.7	9.5	9.5
60°	1079.3	393.9	22.1	17.7	14.6	12.0	10.1	9.1	8.1	7.9	7.7
62.5°	947.2	304.8	19.4	15.7	12.8	10.3	8.7	7.5	6.6	6.6	6.6
65°	722.5	204.4	17.1	13.6	11.2	8.7	7.5	6.1	5.7	5.7	5.9
67.5°	432.5	111.2	14.6	11.6	9.5	7.3	6.3	5.3	5.1	5.3	5.3
69°	253.5	65.4	13.2	10.3	8.3	6.4	5.5	4.7	5.1	5.3	5.3
70°	156.5	44.1	12.2	9.3	7.5	5.9	5.1	4.5	4.9	5.1	5.1
72.5°	43.7	22.7	9.7	7.3	6.1	4.9	4.1	4.1	4.7	4.9	4.9
75°	28.4	16.9	7.5	5.5	4.7	3.9	3.5	3.9	4.5	4.7	4.7
77.5°	23.5	13.8	6.1	4.5	3.9	3.7	3.3	3.5	4.1	4.3	4.3
80°	21.5	9.7	4.9	4.1	3.5	3.3	3.1	2.9	3.7	3.9	3.9
82.5°	20.5	7.7	4.3	3.7	3.3	2.9	2.7	2.9	3.3	3.5	3.7
85°	12.8	5.1	3.9	3.5	2.9	2.7	2.7	2.7	3.1	3.3	3.3
87.5°	4.7	4.1	3.5	2.9	2.5	2.5	2.5	2.5	2.7	3.1	3.1
90°	0.0	0.0	0.0	0.0	0.0	0.0	0.0	0.0	0.0	0.0	0.0

(END OF REPORT)